


Teaching notes



- Cut out the cards along the dotted lines.
- Sit the children in a circle and give each child one card.
- The child with the 'Start!' card reads the word in the speech bubble on his/her card.
- The children listen out to see if that word matches the word on the left-hand side of their card. If so they then read the word in the speech bubble from the right-hand side of their card.
- Again the children listen out to see if this word matches the word on the left of their card. If so they read the word in the speech bubble from the right-hand side of their card.
- The game continues until they reach the ice cream for Chip.
- More able children can be challenged by being given the cards with the trickier words.

Start!



a

a

an

and

at

an


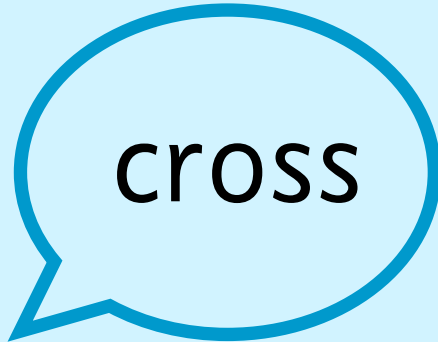


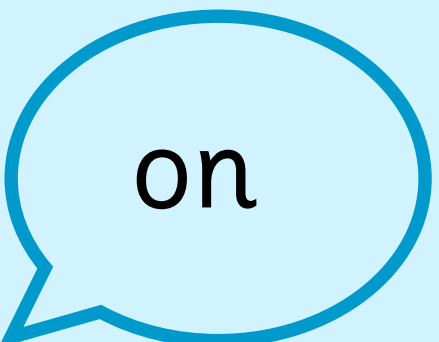

and

at

Biff

Biff

Chip

cross	 dad	Chip	 cross
Dad	 get	get	 hat
made	 on	hat	 made

on	put	put	sand
stick	top	sand	stick
top	went	went	ice cream

