













## Teaching notes

---




- Prior to the lesson you will need to print and cut out the word cards on pages 2 and 3. Each child will need a copy of the rocket sheet to record their compound words on.
- There are two sets of cards. The first set with the picture of the rocket in the corner contains compound words found within the text. The second set, illustrated with the picture of Floppy, contain compound words the children will have met in previous texts.
- After reading the story with the children, ask the children to look at the word **spacemen** on page 2. Can they tell you anything about the word? Do any children recognise that it is made up of two smaller words? Explain that words like spacemen are called compound words.
- Select a set of cards and turn them face down on the table. The children need to take it in turns to turn over two cards at a time. They need to read each word and decide whether the words can be placed together to form a new compound word. If the two words do make a new compound word the child can write this new word on their rocket sheet.
- There is a Magnet version of both compound word sets attached to this resource.


 <p>space</p>	 <p>men</p>
 <p>in</p>	 <p>side</p>
 <p>no</p>	 <p>body</p>
 <p>out</p>	 <p>side</p>
 <p>space</p>	 <p>suit</p>




jelly




fish




neck




lace




book




case




every



where



an



other

Fill your rocket with the compound words you find  
and blast off to the Red Planet!

