

Make Your Own Hero Academy Badge

Ready to enrol into Hero Academy?

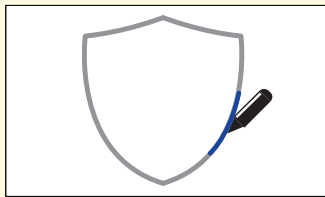
You will need a badge to be a part of this exclusive school for superheroes!

You will need:

- an adult to help you
- a piece of paper
- felt-tip pens or crayons
- scissors
- sticky tape




1. Trace the shield shape below onto the paper.



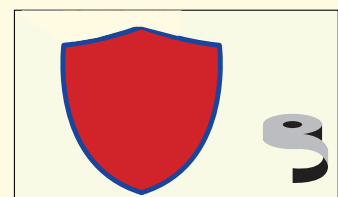
2. Colour the shield's outline in blue, and the rest of the shield in red.



3. Cut along the lines of the shield.



4. Use the tape to stick the shield onto your top.



Children can write their own name on the badge or their made-up super name!



Create Your Own Superhero



Nisha (Nimbus)

Superpower: controlling weather

Hobbies: playing the drums, playing turbo-tennis with Pip.

Likes: making her friends laugh, music, dancing, strawberries.

Dislikes: being tickled, super spicy food, ferrets.

Super fact! Nisha was responsible for one of the strongest hurricanes on record. She was trying to blow away an army of robotic butterflies that were attacking Lexis City.



Using the example above, can you create your own superhero?

Superpower:

.....

Hobbies:

.....

Likes:

.....

Dislikes:

.....



Create Your Own Villain

Superpower

.....

.....

.....

Favourite hideout

.....

.....

.....

Hobbies

.....

.....

.....

Likes & dislikes

.....

.....

.....



WANTED

VILLAIN NAME:

.....

REWARD:

.....

